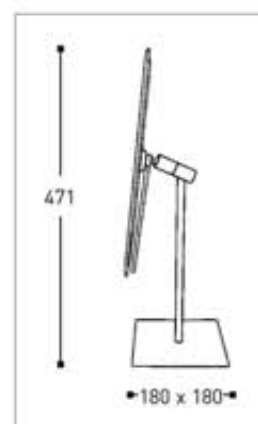


### COSMO MINIMALIST



- Free standing
- Plain mirror with 10x circular insert
- Facette edging
- Full pivotal adjustment

Code	Version	
020586	chrome	200 x 300 mm



#### Cleaning Instructions - Magnifying Mirrors:

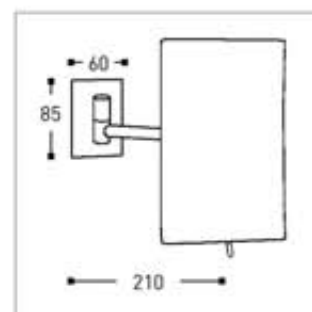
- **Mirror Lens**  
Wipe down with a light solution of soap suds. Do NOT use sponges or cloths that may damage the surface. Wipe with a damp cloth. Polish with a dry soft cotton cloth.
- **Chrome Trim & Arms**  
Do NOT use any cleaners containing acids, ammonia or abrasives. The use of such products even in a diluted form may damage the finish.

### COSMO MINIMALIST



- Single arm
- 3x magnification
- Full pivotal adjustment
- Covered backplate


Code	Version	
020563	chrome	160 x 240 mm



#### Cleaning Instructions - Magnifying Mirrors:

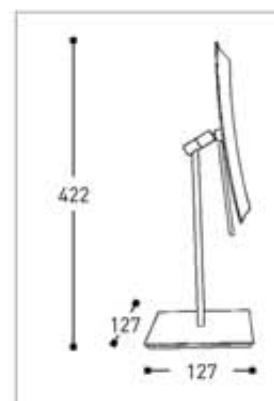
- **Mirror Lens**  
Wipe down with a light solution of soap suds. Do NOT use sponges or cloths that may damage the surface. Wipe with a damp cloth. Polish with a dry soft cotton cloth.
- **Chrome Trim & Arms**  
Do NOT use any cleaners containing acids, ammonia or abrasives. The use of such products even in a diluted form may damage the finish.

### COSMO MINIMALIST



- Free standing
- 3x magnification
- Full pivotal adjustment

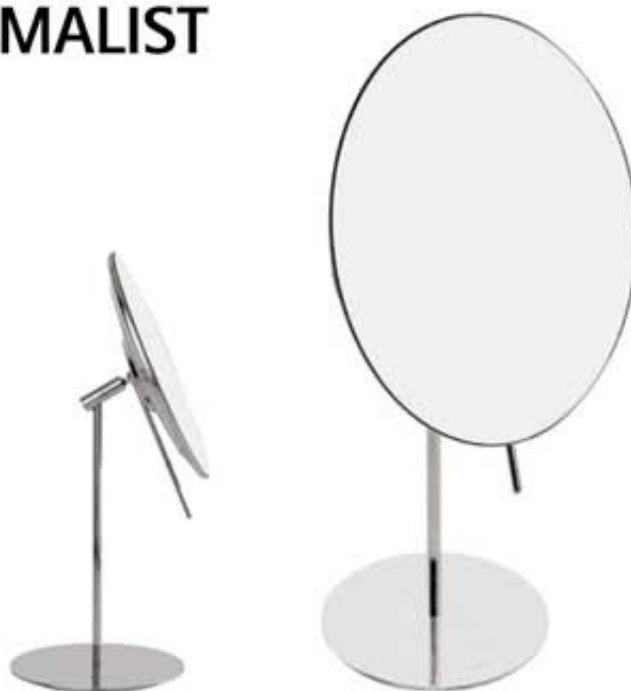
Code	Version	
020564	chrome	160 x 240 mm



#### Cleaning Instructions - Magnifying Mirrors:

- **Mirror Lens**  
Wipe down with a light solution of soap suds. Do NOT use sponges or cloths that may damage the surface. Wipe with a damp cloth. Polish with a dry soft cotton cloth.
- **Chrome Trim & Arms**  
Do NOT use any cleaners containing acids, ammonia or abrasives. The use of such products even in a diluted form may damage the finish.

### COSMO MINIMALIST



- Free standing
- 3x magnification
- Full pivotal adjustment

Code	Version	
020488	chrome	ø 200 mm



#### Cleaning Instructions - Magnifying Mirrors:

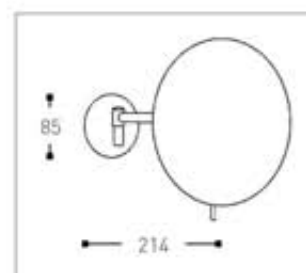
- **Mirror Lens**  
Wipe down with a light solution of soap suds. Do NOT use sponges or cloths that may damage the surface. Wipe with a damp cloth. Polish with a dry soft cotton cloth.
- **Chrome Trim & Arms**  
Do NOT use any cleaners containing acids, ammonia or abrasives. The use of such products even in a diluted form may damage the finish.

### COSMO MINIMALIST



- Single arm
- 3x magnification
- Full pivotal adjustment
- Covered backplate

Code	Version	
020607	chrome	ø 200 mm



#### Cleaning Instructions - Magnifying Mirrors:

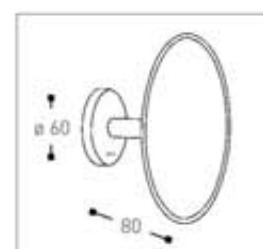
- **Mirror Lens**  
Wipe down with a light solution of soap suds. Do NOT use sponges or cloths that may damage the surface. Wipe with a damp cloth. Polish with a dry soft cotton cloth.
- **Chrome Trim & Arms**  
Do NOT use any cleaners containing acids, ammonia or abrasives. The use of such products even in a diluted form may damage the finish.

### COSMO MINIMALIST



- Wall mounted
- 3x magnification
- Full pivotal adjustment
- Covered backplate

Code	Version	
020631	chrome	ø 143 mm



#### Cleaning Instructions - Magnifying Mirrors:

- **Mirror Lens**  
Wipe down with a light solution of soap suds. Do NOT use sponges or cloths that may damage the surface. Wipe with a damp cloth. Polish with a dry soft cotton cloth.
- **Chrome Trim & Arms**  
Do NOT use any cleaners containing acids, ammonia or abrasives. The use of such products even in a diluted form may damage the finish.